



Clean Air in Cities: 'Out' and 'In'

National Clean Air Day 2017

By Simon Birkett
Founder and Director
Clean Air in London
Twitter: @CleanAirLondon



Lead sponsor since 2011

Air pollution in London



Clean Air in Cities – ‘Out’ and ‘In’

1. Context
2. ‘Out’ – air pollution and greenhouse gases
3. ‘In’ – inside and outside sources
4. Include indoor air quality in new London Plan

*Improving indoor air quality is the
quickest and cheapest way to protect people*

1. Context

- It's a great time to be an air pollution campaigner!
- Great Smog 1952 and Clean Air Act 1956
- 'Cohort studies' identified long-term effects of PM_{2.5}
- Myopic focus in UK since 1990 on CO₂ and fuel efficiency
- Many roads in Central London tend (today) to have the highest NO₂ concentrations in the world. Blame diesel
- Need to protect ourselves and reduce air pollution
- Back where we thought we were 60 years ago
- 61st anniversary of first Clean Air Act on 5 July 2017

2. 'Out' on 15 March 2012



2. 'Out' – Jargon

- Particles (PM₁, PM_{2.5}, PM₁₀) and gases (NO₂). Ozone (O₃)
- Short (e.g. PM₁₀) and long-term (e.g. PM_{2.5}) health effects. Mortality and morbidity. Overlapping effects
- Emissions and concentrations. Exposures, impacts and outcomes. Visible and invisible
- All affected. Up to 9,400 attributable deaths in London (3,500 PM_{2.5} and 5,900 NO₂) versus 8,500 from smoking. Mainly cardiovascular. Biggest environmental risk
- Local (NO₂), regional (PM_{2.5}) and transboundary pollution e.g. tropospheric ozone (O₃)

2. 'Out' – Huge changes in the last 5 years

- Scientific evidence is overwhelming
- Public understanding is rocketing. Over half of Londoners want a diesel ban in central London
- Ongoing media campaigns e.g. ES, Guardian, ST
- National political attention e.g. PMQs
- New legal cases. ClientEarth on NO₂. Ella Kissi-Debrah
- New Mayor – 'Top 3' issue in the election
- Interventions by UN (e.g. SDGs), WHA, WHO, UNEP

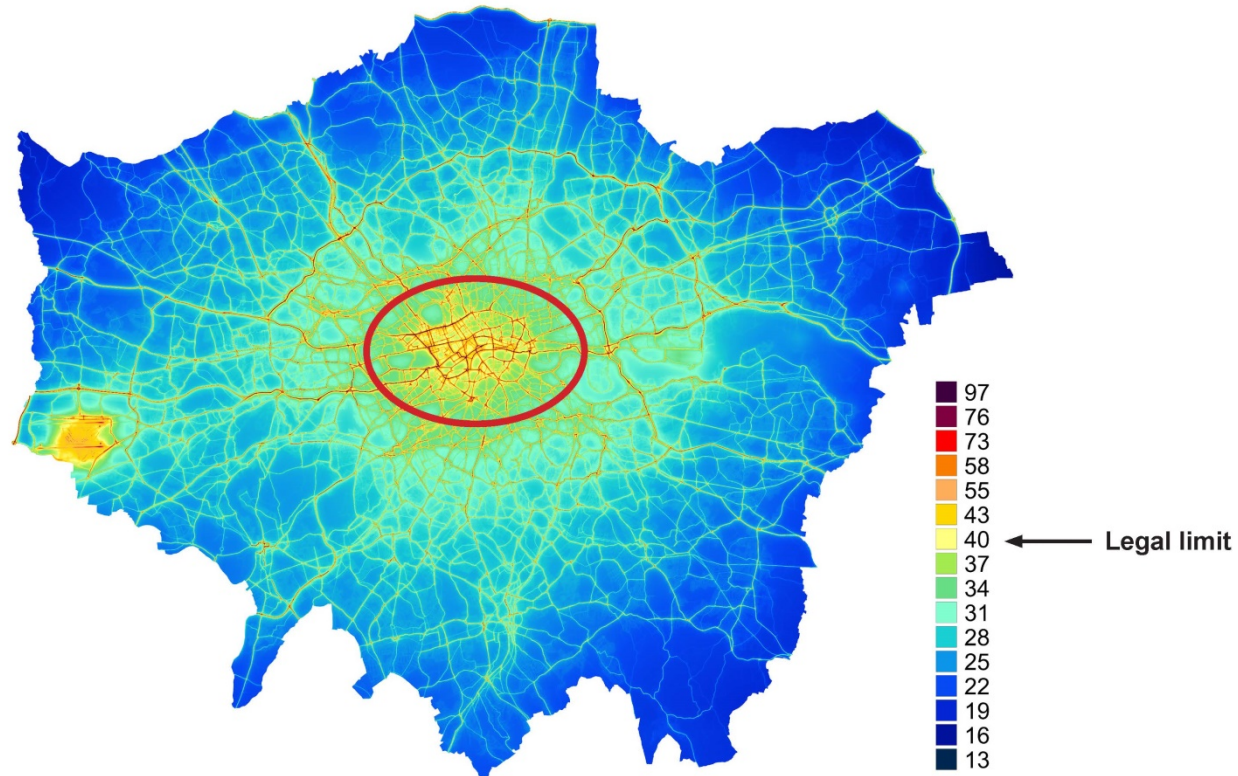
WHO declared outdoor air carcinogenic in 2013



Examples of media coverage

ABC Al Jazeera Ars Technica BBC Bloomberg Boston
Globe Business Green CBS Channel 4 China Central
Television China Radio International CNN DW Eco dalle
Citta El Pais ENDS Euronews Evening Standard Express
Financial Times France 24 Gibraltar Chronicle Guardian
The Hill Independent ITV LBC London Live Mail Metro
Mirror New York Times Observer Oriental Morning Post
Radio France International Reuters RT Saturday Paper
Le Soir Sky Southern Weekly Sun Svenska Dagbladet
Sydney Morning Herald Telegraph Time Time Out Times
Vice Voice of Russia Yellow Advertiser ZDF

2. 'Out' – Pollution challenges



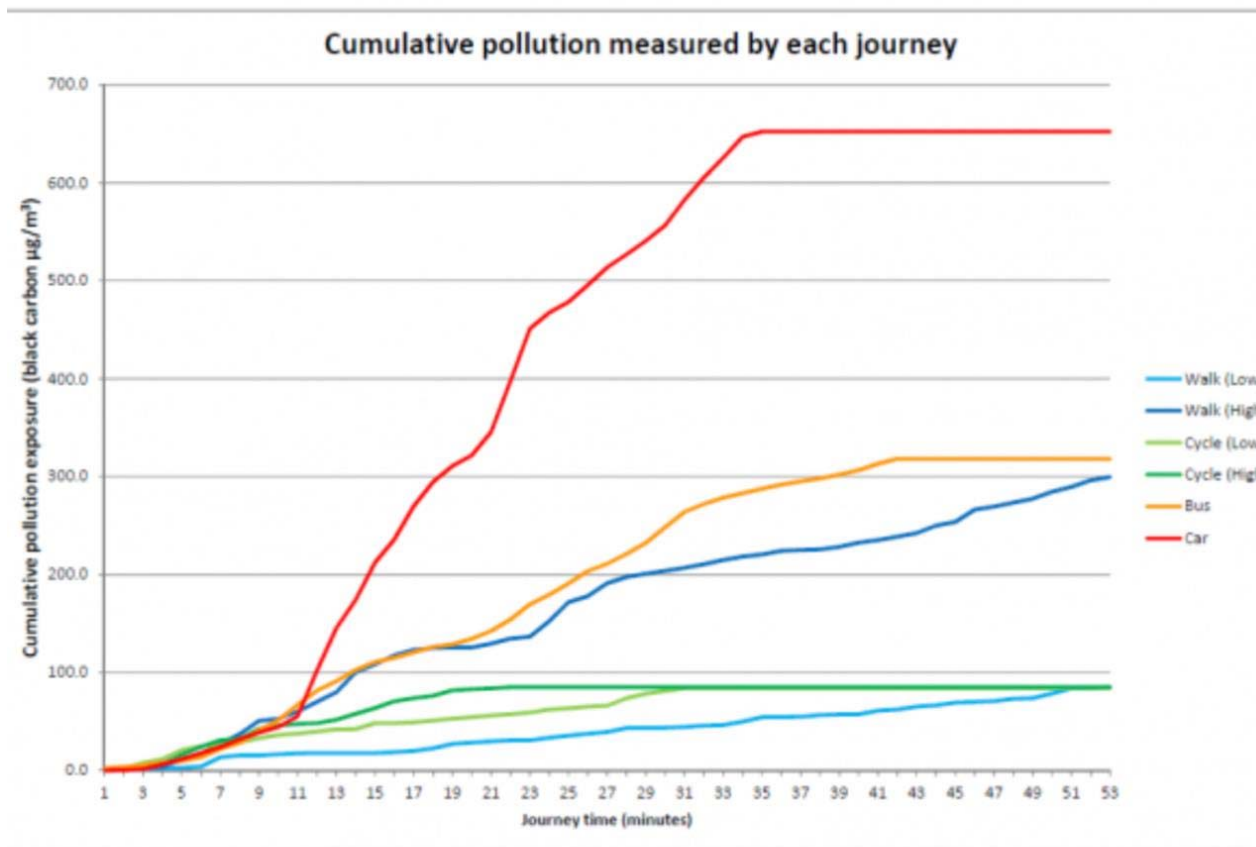
NO₂ annual mean concentrations in 2020 (µg/m³)

2. 'Out' – Protect yourself (26 March 2012)

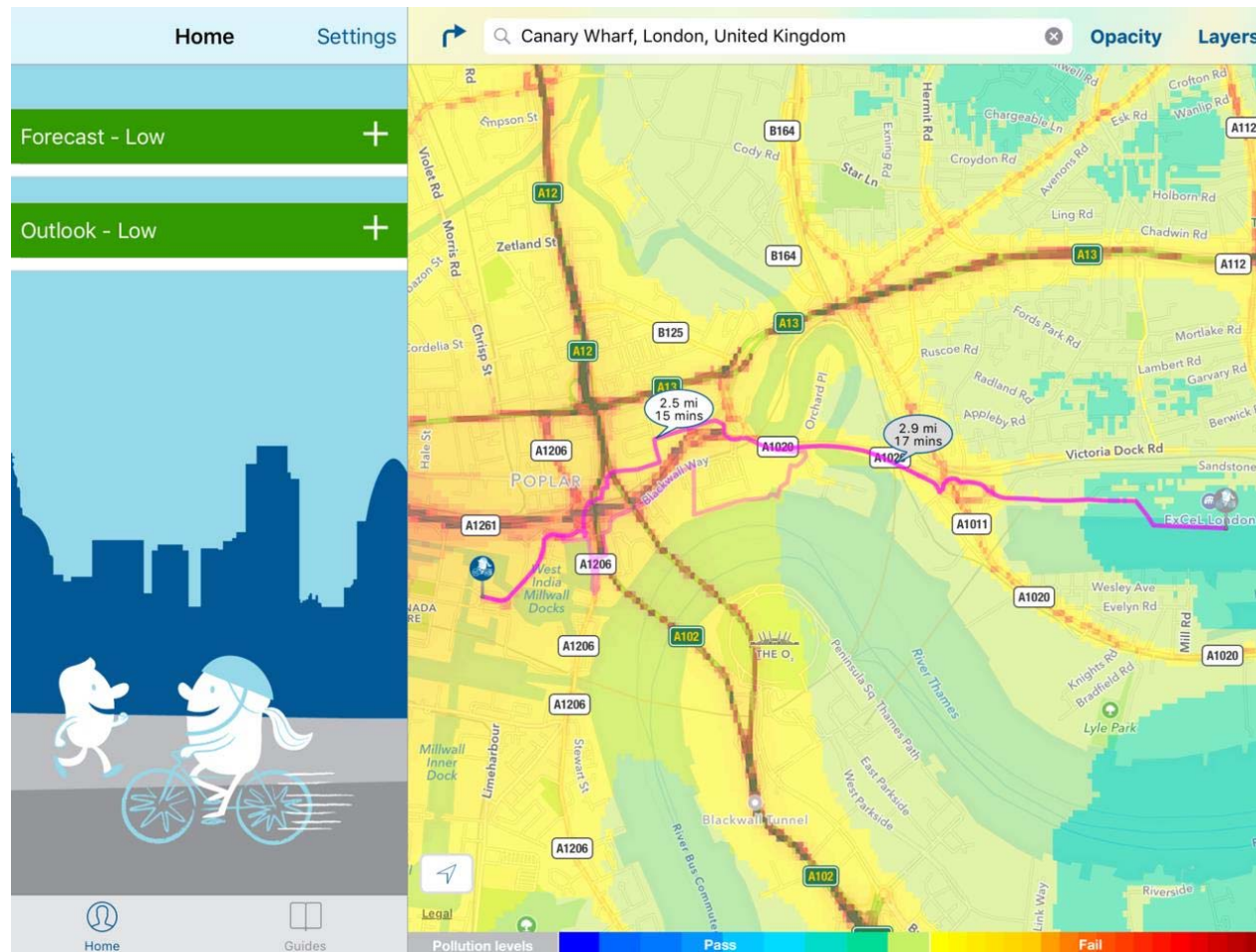


2. 'Out' – Protect yourself

Graph by King's College London




2. 'Out' – Protect yourself (City Air app)



2. 'Out' – Priorities

- 'One Atmosphere' – seek win-win for greenhouse gases and local air pollution
- Integrate policies e.g. air, energy and transport
- Mitigation – reduce emissions at source
- Adaptation – protect people e.g. route choice
- Diesel. Diesel. Diesel.
- Achieve zero local and then zero total emissions
- Government strategy. Clean Air Act. Less bad – more good

Better ultra-low emission zone sooner



3. 'In' – Inside and out on 19 February 2013




3. 'In' – Jargon

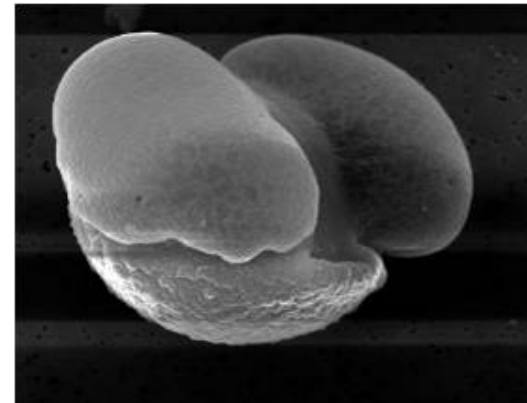
- European citizens spend on average over 90% of their time indoors
- 75% or more of the health impact of outdoor or 'ambient' air pollution can therefore occur indoors (Source: EnVIE 2010 p82)
- Indoor concentrations of some pollutants can be much higher than outdoor (e.g. 10 or 20 times higher in the case of formaldehyde)
- We can use air filters to protect ourselves from 90% of air pollutants for up to 90% of the time
- British and European standard BS:EN 13779 (2012) specifies the required filter performance for good indoor air quality in non-residential buildings taking into consideration outdoor air quality
- Second hand smoke (ETS) is still an issue e.g. children in homes

Relative size of particles

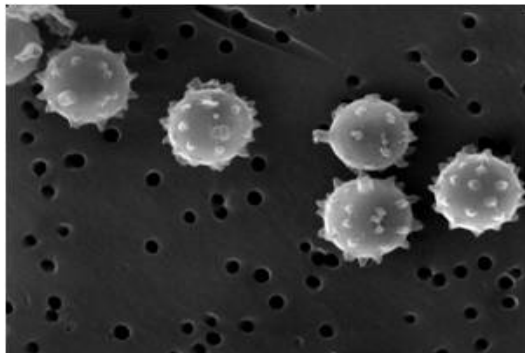
Human hair: 70 μm




Pollen: 20-100 μm



Spores 3-50 μm



Airborne particles < 1 μm



3. 'In' – Huge changes in the last 5 years

- Scientific evidence is overwhelming e.g. WHO
- Clean Air in London's investigations
 - local authorities don't know if their schools use air filters
 - few hospitals comply with indoor air standards
- Environmental Audit Committee warned on schools
- Planning approvals in London are setting indoor standards – but still linked to WHO guidelines!
- New study links office performance to air pollution

Few hospitals comply with indoor air standards



@DaveyCartoons @CleanAirLondon

3. 'In' – Pollution challenges

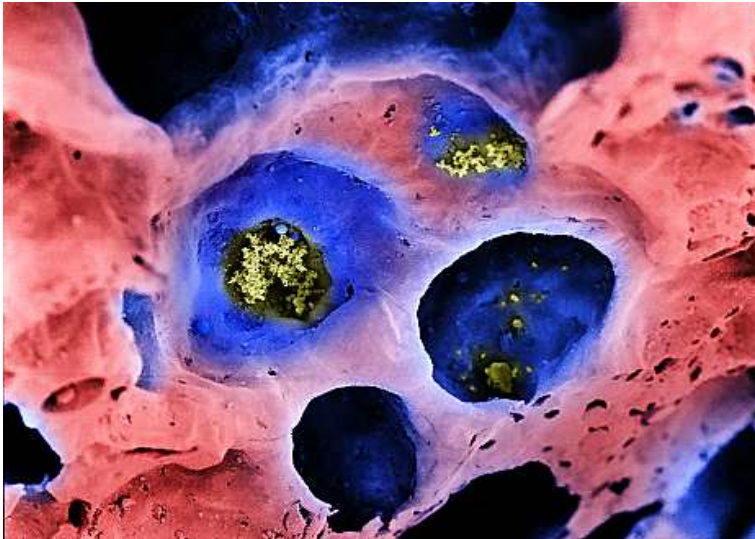
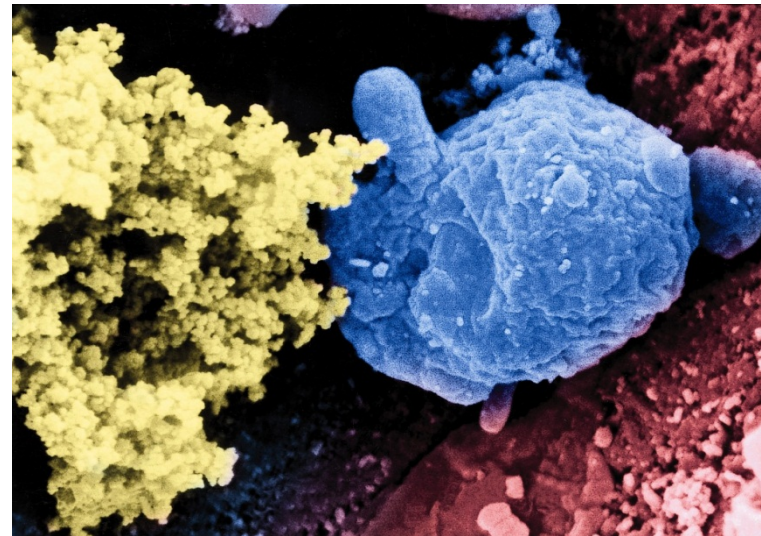


Photo of soot particles in lung tissue

Photo: Lennart Nilsson




A white blood corpuscle from the body's immune system (blue) tries to attack a soot particle and consume it

Photo: Lennart Nilsson

3. 'In' – Protect yourself

Particle filters with different efficiency

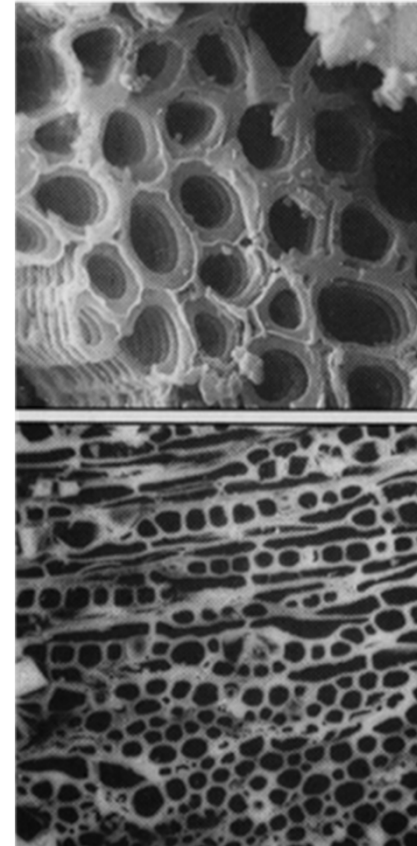


Source: Camfil

Gas filters – activated carbon/charcoal

Key issues include:

- **Charcoal's ability to retain gas molecules on their surface**
- **This capacity varies for different gases and charcoal quality**
- **Gas concentration**
- **Contact time**




Source: Camfil

Air filter groups and classes

Group	Filter class (example of use)	Example of use	Average collection efficiency for the most penetrating particle size (MPPS)%	Average efficiency for 0.4 µm particles %	Average arrestance of dust %
Coarse	G4	Warehouses			Over 90
Medium	M5	Protection of ventilation systems		40-59	
	M6			60-79	
Fine	F7	Schools		80-89 (min 35)	
	F8	Laboratories		90-94 (min 55)	
	F9	Healthcare		95 and above (min 70)	
Efficiency particulate filters	E10	Precision tooling	85		
	E11		95		
	E12		99.5		
High efficiency particulate filters	H13 and H14	Operating theatres	Over 99.95		
Ultra low penetration air filters	U15, U16 and U17	Space craft	Over 99.9995		

British and European standard BS:EN 13779

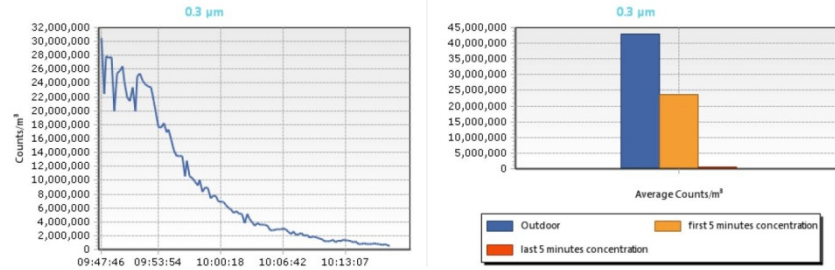
Since April 2007 for non-residential buildings

Outdoor Air Quality (ODA)		Indoor Air Quality (IDA)			
		IDA 1 (High)	IDA 2 (Medium)	IDA 3 (Moderate)	IDA 4 (Low)
Increasing pollution 	ODA 1 eg countryside	F9	F8	F7	F5
	ODA 2 eg smaller towns	F7 + F9	F6 + F8	F5 + F7	F5 + F6
	ODA 3 eg city centres	F7 + GF + F9	F7 + GF + F9	F5 + F7	F5 + F6

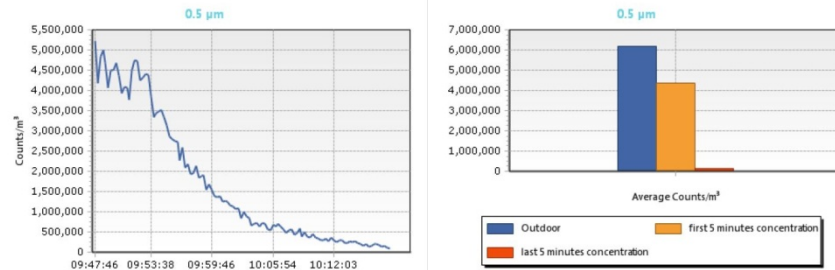
GF = Gas filter (carbon filter) and/or chemical filter.
 Table based on appendix A.3 "Use of air filters" in European standard BS:EN 13779

Proof Of Concept Measurement

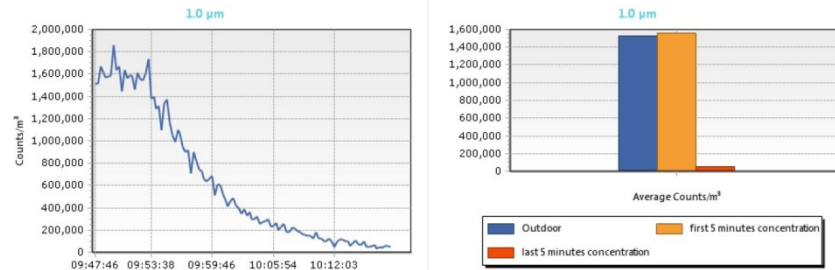
0.3 μm : 97% Improvement



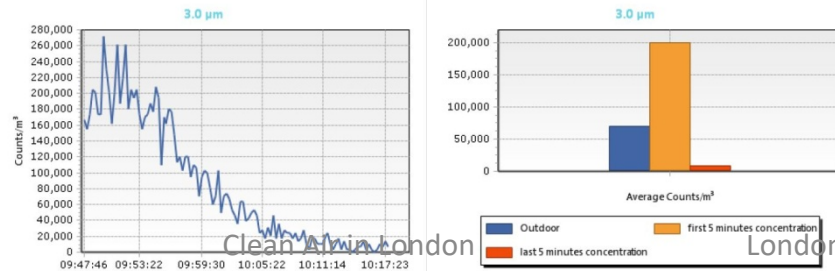
0.5 μm : 97% Improvement



1.0 μm : 97% Improvement



3.0 μm : 96% Improvement

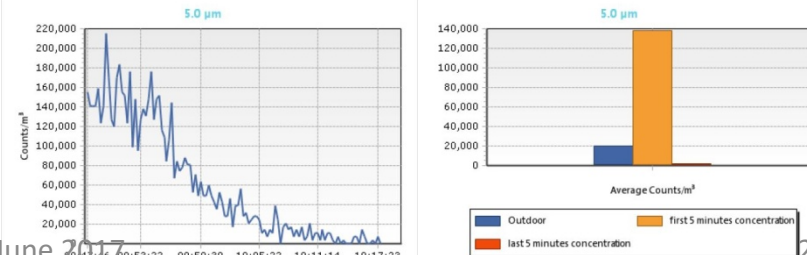


Home office test – City S unit
Over 25 minutes
Range 0.3 to 5 microns

97% - 98%
Particle number
reduction



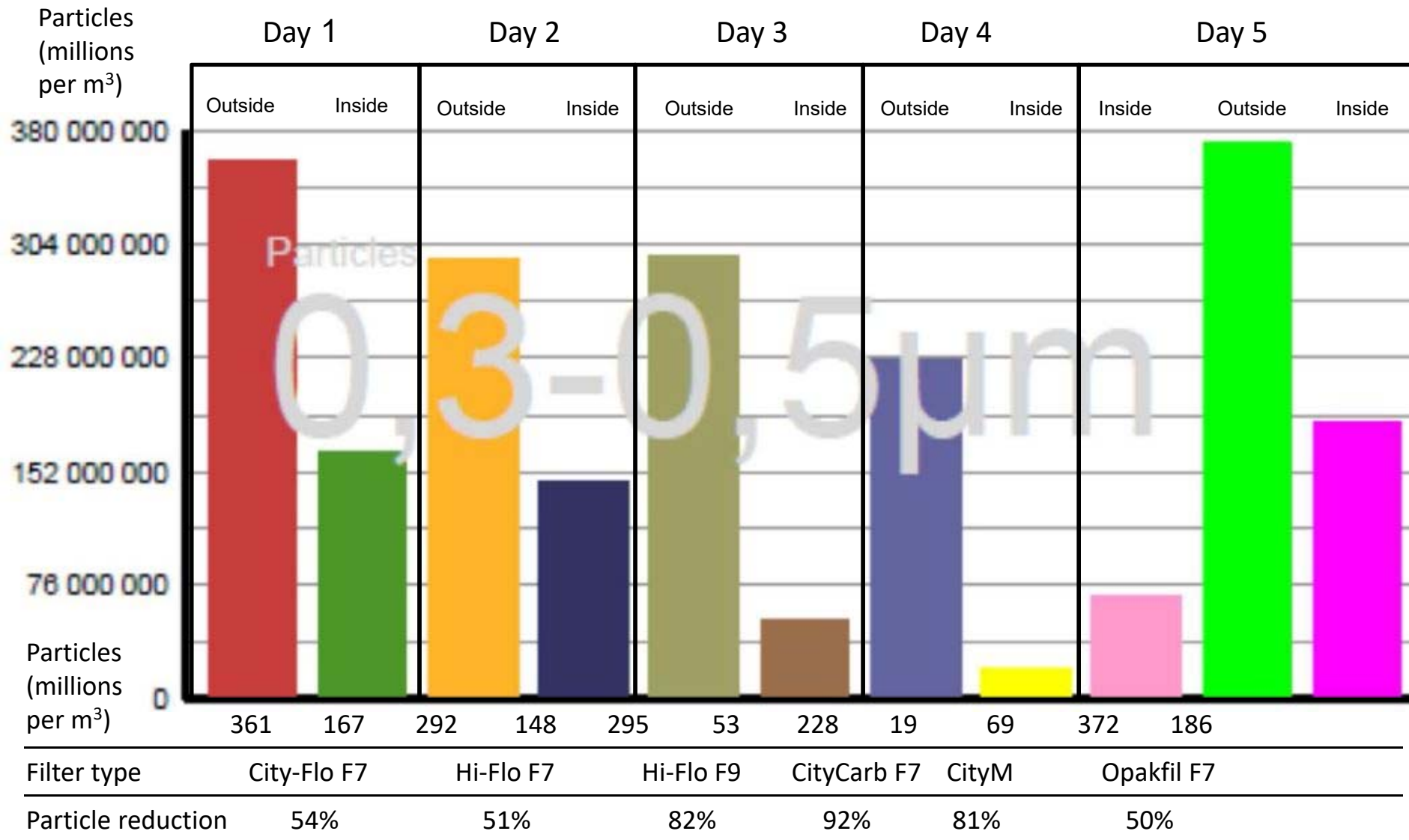
5.0 μm : 98% Improvement



3. Current and prospective IAQ standards

- **Building Regulations (2010 and 2013) Part F – NO₂**
- **Air conditioning TM 44 inspections**
- **ISO 10121** – Molecular filtration performance
- **ISO 16890 ePM₁** rated combination air filters control particles and molecular contaminants for optimum indoor air quality. Note: Better than ePM_{2.5}.
- Replacement for **EN 13779 (2012)** will be developed
- **BS 16798 Part 3** 'Energy performance of buildings' will replace EN 13779 using ISO 16890 (PM) and ISO 10121 (gases)
- Draft BB 101 for indoor air quality in schools?

Swedish Embassy – London Clean IAQ study Particle reduction by air filtration



Note: Readings were taken during a week of high air pollution in London March 2015. During these events HVAC filters were severely challenged and stretched to deliver clean indoor air. 10 million particles per m³ and below is required for clean healthy air. Nitrogen dioxide the other associated health damaging traffic air pollution gas was also correspondingly high during this period.

3. 'In' – Priorities

- Mitigation of pollution – reduce energy use
- Adaptation – protect occupants
- Improved liability management by building owners
- Comply with ISO 16890 ePM₁ and BS:EN 13779
- Demand better than just compliance with WHO guidelines for PM and NO₂ in planning permissions
- Ambitious new London Plan and Neighbourhood Plans
- Respond positively to increasingly public concern

Benefits of air filters




Photo: Lennart Nilsson

We can protect ourselves from 90% of air pollutants for up to 90% of the time

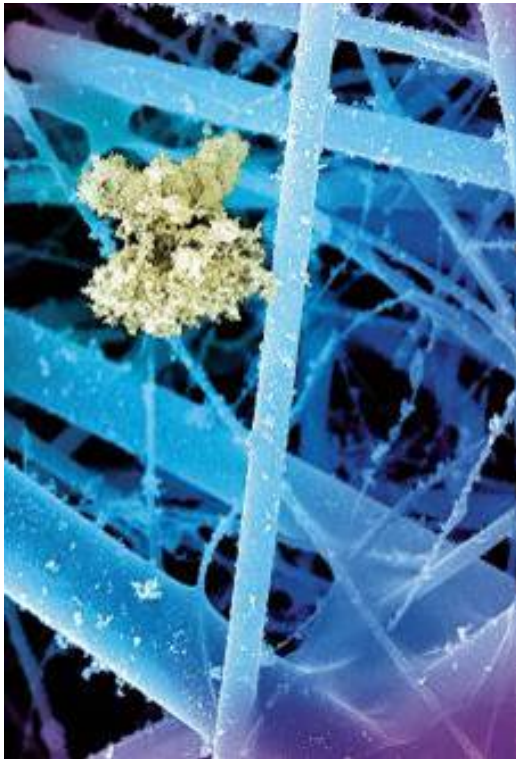


Photo of soot particles in air filter

Photo: Lennart Nilsson

If your office has a mechanical ventilation system or air conditioning (i.e. it is likely to contain the necessary ducting) please ask your facilities manager:

“Does our ventilation system include regularly maintained air filters that comply fully with BS:EN 13779?”




Ask Camfil for an ‘Air Quality Test’
<http://signup.air-cleaner.co.uk/5602156350>

For anything else please visit
www.camfil.co.uk or call 01706 238 000

5. 61st anniversary of first Clean Air Act

- Build public understanding of air pollution
- Ban diesel, diesel, diesel as we banned coal in 1956
- Restrict polluting activities e.g. ultra low emission zones and/or Emissions Based Road Charging
- Promote positive measures e.g. active travel and car-free centres
- Re-engineer our cities to make us a world leader

The London Matrix – ‘One Atmosphere’

	Air pollution	Climate change
London	Success	
Rest of world		

Clean Air in Cities – ‘Out’ and ‘In’

1. Context
2. ‘Out’ – air pollution and greenhouse gases
3. ‘In’ – inside and outside sources
4. Include indoor air quality in new London Plan

*Improving indoor air quality is the
quickest and cheapest way to protect people*



Clean Air in Cities: 'Out' and 'In'

National Clean Air Day 2017

By Simon Birkett
Founder and Director
Clean Air in London
Twitter: @CleanAirLondon



Lead sponsor since 2011